

Summary Statement

September 2016


Fort Morgan School District RE-3

715 West Platte Ave
 Fort Morgan, CO 80701
 U.S.A.

COLOTRUST PLUS+

Average Monthly Yield: 0.76%

	Beginning Balance	Contributions	Withdrawals	Income Eamed	Income Eamed YTD	Average Daily Balance	Month End Balance
CO-01-0141-8001 GENERAL FUND	6,581,893.48	1,257,767.13	1,500,000.00	3,985.55	22,051.84	6,369,431.38	6,343,646.16
CO-01-0141-8003 CAPITAL PROJECTS	0.00	0.00	0.00	0.00	0.00	0.00	0.00
Total	6,581,893.48	1,257,767.13	1,500,000.00	3,985.55	22,051.84	6,369,431.38	6,343,646.16



Account Statement

September 2016

Fort Morgan School District RE-3

715 West Platte Ave
Fort Morgan, CO 80701
U.S.A.

COLOTRUST PLUS+ CO-01-0141-8001


Summary

Average Monthly Yield: 0.76%

		Beginning Balance	Contributions	Withdrawals	Income Earned	Average Daily Balance	Month End Balance
CO-01-0141-8001	GENERAL FUND	6,581,893.48	1,257,767.13	1,500,000.00	3,985.55	6,369,431.38	6,343,646.16

Transactions

Transaction Date	Transaction Description	Contributions & Income Earned	Withdrawals	Balance	Transaction Number
09/01/2016	Beginning Balance			6,581,893.48	
09/20/2016	Withdrawal		1,500,000.00		COT08008240
09/23/2016	Contribution	1,257,767.13			COT08028471
09/30/2016	Income Earned For The Period	3,985.55			
09/30/2016	Ending Balance			6,343,646.16	



Account Statement

September 2016

Fort Morgan School District RE-3

715 West Platte Ave
Fort Morgan, CO 80701
U.S.A.

COLOTRUST PLUS+ CO-01-0141-8003


Summary

Average Monthly Yield: 0.76%

Table with 7 columns: Beginning Balance, Contributions, Withdrawals, Income Earned, Average Daily Balance, Month End Balance. Row 1: CO-01-0141-8003 CAPITAL PROJECTS, 0.00, 0.00, 0.00, 0.00, 0.00, 0.00

Transactions

Table with 6 columns: Transaction Date, Transaction Description, Contributions & Income Earned, Withdrawals, Balance, Transaction Number. Rows: 09/01/2016 Beginning Balance, 0.00; 09/30/2016 Ending Balance, 0.00



Daily Rates

September 2016

COLOTRUST PLUS+

Date	Dividend Rate	Annual Yield
01-Sep-16	0.000020342	0.74%
02-Sep-16	0.000020081	0.73%
03-Sep-16	0.000020081	0.73%
04-Sep-16	0.000020081	0.73%
05-Sep-16	0.000020081	0.73%
06-Sep-16	0.000020186	0.74%
07-Sep-16	0.000020343	0.74%
08-Sep-16	0.000020746	0.76%
09-Sep-16	0.000020853	0.76%
10-Sep-16	0.000020853	0.76%
11-Sep-16	0.000020853	0.76%
12-Sep-16	0.000020788	0.76%
13-Sep-16	0.000020961	0.77%
14-Sep-16	0.000020935	0.77%
15-Sep-16	0.000020778	0.76%
16-Sep-16	0.000020864	0.76%
17-Sep-16	0.000020864	0.76%
18-Sep-16	0.000020864	0.76%
19-Sep-16	0.000021047	0.77%
20-Sep-16	0.000021070	0.77%
21-Sep-16	0.000021047	0.77%
22-Sep-16	0.000021139	0.77%
23-Sep-16	0.000020916	0.77%
24-Sep-16	0.000020916	0.77%
25-Sep-16	0.000020916	0.77%
26-Sep-16	0.000021303	0.78%
27-Sep-16	0.000021571	0.79%
28-Sep-16	0.000021737	0.80%
29-Sep-16	0.000021900	0.80%
30-Sep-16	0.000021951	0.80%