

# Summary Statement

June 2017


## Fort Morgan School District RE-3

715 West Platte Ave  
Fort Morgan, CO 80701  
U.S.A.

### COLOTRUST PLUS+

Average Monthly Yield: 1.09%

	Beginning Balance	Contributions	Withdrawals	Income Earned	Income Earned YTD	Average Daily Balance	Month End Balance
CO-01-0141-8001 GENERAL FUND	5,984,599.66	1,298,438.73	1,500,000.00	5,147.77	22,480.13	5,763,589.49	5,788,186.16
CO-01-0141-8003 CAPITAL PROJECTS	0.00	0.00	0.00	0.00	0.00	0.00	0.00
<b>Total</b>	<b>5,984,599.66</b>	<b>1,298,438.73</b>	<b>1,500,000.00</b>	<b>5,147.77</b>	<b>22,480.13</b>	<b>5,763,589.49</b>	<b>5,788,186.16</b>



Account Statement

June 2017

Fort Morgan School District RE-3

715 West Platte Ave
Fort Morgan, CO 80701
U.S.A.

COLOTRUST PLUS+ CO-01-0141-8001


Summary

Average Monthly Yield: 1.09%

Table with 7 columns: Beginning Balance, Contributions, Withdrawals, Income Earned, Average Daily Balance, Month End Balance. Row 1: CO-01-0141-8001 GENERAL FUND, 5,984,599.66, 1,298,438.73, 1,500,000.00, 5,147.77, 5,763,589.49, 5,788,186.16

Transactions

Table with 6 columns: Transaction Date, Transaction Description, Contributions & Income Earned, Withdrawals, Balance, Transaction Number. Rows include: 06/01/2017 Beginning Balance, 06/14/2017 Withdrawal, 06/21/2017 Withdrawal, 06/23/2017 Contribution, 06/30/2017 Income Earned For The Period, 06/30/2017 Ending Balance.



# Account Statement

June 2017

## Fort Morgan School District RE-3

715 West Platte Ave  
Fort Morgan, CO 80701  
U.S.A.

**COLOTRUST PLUS+      CO-01-0141-8003**


### Summary

Average Monthly Yield: 1.09%

		Beginning Balance	Contributions	Withdrawals	Income Earned	Average Daily Balance	Month End Balance
CO-01-0141-8003	CAPITAL PROJECTS	0.00	0.00	0.00	0.00	0.00	0.00

### Transactions

Transaction Date	Transaction Description	Contributions & Income Earned	Withdrawals	Balance	Transaction Number
06/01/2017	Beginning Balance			0.00	
06/30/2017	Ending Balance			0.00	



## Daily Rates

June 2017

### COLOTRUST PLUS+

Date	Dividend Rate	Annual Yield
01-Jun-17	0.000029091	1.06%
02-Jun-17	0.000029057	1.06%
03-Jun-17	0.000029057	1.06%
04-Jun-17	0.000029057	1.06%
05-Jun-17	0.000029087	1.06%
06-Jun-17	0.000029142	1.07%
07-Jun-17	0.000029433	1.08%
08-Jun-17	0.000029128	1.07%
09-Jun-17	0.000029414	1.08%
10-Jun-17	0.000029414	1.08%
11-Jun-17	0.000029414	1.08%
12-Jun-17	0.000029355	1.07%
13-Jun-17	0.000029430	1.08%
14-Jun-17	0.000029543	1.08%
15-Jun-17	0.000029791	1.09%
16-Jun-17	0.000029872	1.09%
17-Jun-17	0.000029872	1.09%
18-Jun-17	0.000029872	1.09%
19-Jun-17	0.000029943	1.10%
20-Jun-17	0.000030027	1.10%
21-Jun-17	0.000030102	1.10%
22-Jun-17	0.000030344	1.11%
23-Jun-17	0.000030319	1.11%
24-Jun-17	0.000030319	1.11%
25-Jun-17	0.000030319	1.11%
26-Jun-17	0.000030439	1.11%
27-Jun-17	0.000030472	1.12%
28-Jun-17	0.000030617	1.12%
29-Jun-17	0.000030891	1.13%
30-Jun-17	0.000030825	1.13%