

Summary Statement

December 2013


Fort Morgan School District RE-3

715 West Platte Ave
Fort Morgan, CO 80701
U.S.A.

COLOTRUST PLUS+

Average Monthly Yield: 0.12%

	Beginning Balance	Contributions	Withdrawals	Income Earned	Income Earned YTD	Average Daily Balance	Month End Balance
CO-01-0141-8001 GENERAL FUND	3,758,814.22	1,143,303.00	1,900,000.00	291.86	4,244.89	2,983,058.36	3,002,409.08
CO-01-0141-8003 CAPITAL PROJECTS	0.00	0.00	0.00	0.00	0.00	0.00	0.00
Total	3,758,814.22	1,143,303.00	1,900,000.00	291.86	4,244.89	2,983,058.36	3,002,409.08



Account Statement

December 2013

Fort Morgan School District RE-3

715 West Platte Ave
 Fort Morgan, CO 80701
 U.S.A.

COLOTRUST PLUS+ CO-01-0141-8001


Summary

Average Monthly Yield: 0.12%

		Beginning Balance	Contributions	Withdrawals	Income Earned	Average Daily Balance	Month End Balance
CO-01-0141-8001	GENERAL FUND	3,758,814.22	1,143,303.00	1,900,000.00	291.86	2,983,058.36	3,002,409.08

Transactions

Date	Transaction Description	Contributions & Income Earned	Withdrawals	Balance	Transaction Number
12/01/2013	Beginning Balance			3,758,814.22	
12/09/2013	Withdrawal		400,000.00		COT03421108
12/16/2013	Withdrawal		1,500,000.00		COT03452911
12/24/2013	Contribution	1,143,303.00			COT03490048
12/31/2013	Income Earned For The Period	291.86			
12/31/2013	Ending Balance			3,002,409.08	



Account Statement

December 2013

Fort Morgan School District RE-3

715 West Platte Ave
Fort Morgan, CO 80701
U.S.A.

COLOTRUST PLUS+ CO-01-0141-8003


Summary

Average Monthly Yield: 0.12%

Table with 7 columns: Beginning Balance, Contributions, Withdrawals, Income Earned, Average Daily Balance, Month End Balance. Row 1: CO-01-0141-8003 CAPITAL PROJECTS, 0.00, 0.00, 0.00, 0.00, 0.00, 0.00

Transactions

Table with 6 columns: Date, Transaction Description, Contributions & Income Earned, Withdrawals, Balance, Transaction Number. Rows: 12/01/2013 Beginning Balance, 0.00; 12/31/2013 Ending Balance, 0.00



Daily Rates

December 2013

COLOTRUST PLUS+

Date	Dividend Rate	Annual Yield
01-Dec-13	0.000003156	0.12%
02-Dec-13	0.000003156	0.12%
03-Dec-13	0.000003156	0.12%
04-Dec-13	0.000003156	0.12%
05-Dec-13	0.000003156	0.12%
06-Dec-13	0.000003156	0.12%
07-Dec-13	0.000003156	0.12%
08-Dec-13	0.000003156	0.12%
09-Dec-13	0.000003156	0.12%
10-Dec-13	0.000003156	0.12%
11-Dec-13	0.000003156	0.12%
12-Dec-13	0.000003156	0.12%
13-Dec-13	0.000009468	0.35%
16-Dec-13	0.000003156	0.12%
17-Dec-13	0.000003156	0.12%
18-Dec-13	0.000003156	0.12%
19-Dec-13	0.000003156	0.12%
20-Dec-13	0.000003156	0.12%
21-Dec-13	0.000003156	0.12%
22-Dec-13	0.000003156	0.12%
23-Dec-13	0.000003156	0.12%
24-Dec-13	0.000003156	0.12%
25-Dec-13	0.000003156	0.12%
26-Dec-13	0.000003156	0.12%
27-Dec-13	0.000003156	0.12%
28-Dec-13	0.000003156	0.12%
29-Dec-13	0.000003156	0.12%
30-Dec-13	0.000003156	0.12%
31-Dec-13	0.000003156	0.12%